

# ÍNDICE

|   | <b>Pág</b> |
|---|------------|
| <b>1 . RESUMEN EJECUTIVO</b>  | <b>1</b>   |
| 1.1. RESUMEN EJECUTIVO - JUNIO 2023   | 1          |
| 1.2. RESUMEN EJECUTIVO MENSUAL A JUNIO 2023   | 2          |
| <b>2 . ACTIVIDAD GEOFÍSICA</b>  | <b>3</b>   |
| 2.1. REGISTRO MENSUAL DE SÍSMICA A JUNIO 2023   | 3          |
| 2.2. REGISTRO MENSUAL DE GRAVIMETRÍA / MAGNETOMETRÍA A JUNIO 2023   | 5          |
| <b>3 . PERFORACIÓN DE POZOS</b>   | <b>6</b>   |
| 3.1. PERFORACIÓN DE POZOS - JUNIO 2023  | 6          |
| 3.2. PERFORACIÓN MENSUAL DE POZOS A JUNIO 2023  | 7          |
| <b>4 . PRODUCCIÓN</b>   | <b>8</b>   |
| 4.1. PRODUCCIÓN FISCALIZADA DE HIDROCARBUROS LÍQUIDOS - JUNIO 2023  | 8          |
| 4.2. PRODUCCIÓN FISCALIZADA MENSUAL DE HIDROCARBUROS LÍQUIDOS A JUNIO 2023  | 9          |
| 4.3. PRODUCCIÓN FISCALIZADA DE GAS NATURAL - JUNIO 2023   | 11         |
| 4.4. PRODUCCIÓN FISCALIZADA MENSUAL DE GAS NATURAL A JUNIO 2023   | 12         |
| <b>5 . CONTRATOS VIGENTES</b>   | <b>14</b>  |
| 5.1. CONTRATOS EN FASE DE EXPLOTACIÓN   | 14         |
| 5.2. CONTRATOS EN FASE DE EXPLORACIÓN   | 15         |
| 5.3. CONTRATOS CON OBLIGACIONES SUSPENDIDAS POR SITUACIÓN DE FUERZA MAYOR   | 16         |
| <b>6 . CONTRATOS TERMINADOS</b>   | <b>17</b>  |
| 6.1. CONTRATOS TERMINADOS   | 17         |
| <b>7 . CONVENIOS VIGENTES</b>   | <b>18</b>  |
| 7.1. CONVENIOS DE EVALUACIÓN TÉCNICA  | 18         |
| <b>8 . CONVENIOS TERMINADOS</b>   | <b>19</b>  |
| 8.1. CONVENIOS DE EVALUACIÓN TÉCNICA  | 19         |
| <b>9 . MAPAS</b>  |            |
| <a href="https://perupetro.maps.arcgis.com/apps/webappviewer/index.html?id=6a830a470b934f0687c8ed84c2bacacc">https://perupetro.maps.arcgis.com/apps/webappviewer/index.html?id=6a830a470b934f0687c8ed84c2bacacc</a> |            |

## 1. RESUMEN EJECUTIVO

### 1.1 RESUMEN EJECUTIVO - JUNIO 2023

#### RESUMEN EJECUTIVO - JUNIO 2023

| CONTRATOS    |           |            |           |                                   |
|--------------|-----------|------------|-----------|-----------------------------------|
| ACTIVIDADES  | SUSCRITOS | TERMINADOS | VIGENTES  | INVERSIÓN (MMUS\$) <sup>(1)</sup> |
| Exploración  | -         | -          | 6         | 0.22                              |
| Explotación  | -         | -          | 25        | 24.69                             |
| <b>Total</b> | <b>-</b>  | <b>-</b>   | <b>31</b> | <b>24.91</b>                      |

| ACTIVIDAD GEOFÍSICA                    |   |
|--|---|
| Sísmica 2D (km)                        | - |
| Sísmica 3D (km <sup>2</sup> )          | - |
| Aerogravimetría / Gravimetría (km)     | - |
| Aeromagnetometría / Magnetometría (km) | - |

| POZOS PERFORADOS |          |
|------------------|----------|
| Desarrollo       | 8        |
| Confirmatorios   | -        |
| Exploratorios    | -        |
| <b>Total</b>     | <b>8</b> |

| PRODUCCIÓN FISCALIZADA        |                           |       |          |
|-------------------------------|---------------------------|-------|----------|
| Hidrocarburos Líquidos (MBPD) | Petróleo                  | 41.26 | 122.89   |
|                               | Condensado <sup>(2)</sup> | -     |          |
|                               | LGN                       | 81.63 |          |
| Gas Natural (MMPCD)           |                           |       | 1,607.49 |

| INGRESOS PARA EL ESTADO (MM US\$) |              |             |              |
|-----------------------------------|--------------|-------------|--------------|
| TIPO DE HIDROCARBURO              | LICENCIA     | SERVICIOS   | TOTAL        |
| Petróleo                          | 15.65        | 1.75        | 17.40        |
| Condensado                        | -            | -           | -            |
| LGN                               | 26.32        | 0.19        | 26.51        |
| Gas Natural                       | 51.25        | 0.18        | 51.43        |
| <b>Total</b>                      | <b>93.22</b> | <b>2.12</b> | <b>95.34</b> |

| DISTRIBUCIÓN DEL CANON Y SOBRECANON (MM SOLES) <sup>(3)</sup> |               |
|---|---------------|
| Loreto  | 17.20         |
| Ucayali   | 5.19          |
| Piura   | 33.59         |
| Tumbes  | 8.41          |
| Huánuco   | 0.50          |
| Cusco   | 126.41        |
| <b>Total</b>  | <b>191.31</b> |

| CONVENIOS                 |           |          |
|---------------------------|-----------|----------|
| TIPO DE CONVENIO          | SUSCRITOS | VIGENTES |
| Evaluación Técnica        | -         | -        |
| Evaluación para Promoción | -         | -        |
| <b>Total</b>              | <b>-</b>  | <b>-</b> |

| ÁREAS CONTRATADAS (MM ha) |             |
|---------------------------|-------------|
| Bajo Contrato             | 5.77        |
| Bajo Convenio             | 0.00        |
| <b>Total</b>              | <b>5.77</b> |

LGN: Líquidos de Gas Natural

#### NOTAS:

- (1) Información de inversión actualizada a mayo 2023.  
 (2) Este mes no se fiscalizó condensado.  
 (3) Canon y sobrecanon a mayo 2023

1.2 RESUMEN EJECUTIVO MENSUAL A JUNIO 2023

| RESUMEN EJECUTIVO MENSUAL A JUNIO 2023            |  |          |          |          |          |          |          |       |        |            |         |           |           |          |
|---|--|----------|----------|----------|----------|----------|----------|-------|--------|------------|---------|-----------|-----------|----------|
|   |  | ENERO    | FEBRERO  | MARZO    | ABRIL    | MAYO     | JUNIO    | JULIO | AGOSTO | SEPTIEMBRE | OCTUBRE | NOVIEMBRE | DICIEMBRE | TOTAL    |
| CONTRATOS   | SUSCRITOS                              | -        | 1        | -        | -        | -        | -        |       |        |            |         |           |           |          |
|   | VIGENTES                               | 31       | 31       | 31       | 31       | 31       | 31       |       |        |            |         |           |           |          |
|   | TERMINADOS                             | -        | 1        | -        | -        | -        | -        |       |        |            |         |           |           |          |
| ACTIVIDAD GEOFÍSICA                               | SÍSMICA 2D (km)                        | -        | -        | -        | -        | -        | -        |       |        |            |         |           |           | 0.00     |
|   | SÍSMICA 3D (km <sup>2</sup> )          | -        | -        | -        | -        | -        | -        |       |        |            |         |           |           | 0.00     |
|   | AEROGRAVIMETRÍA / GRAVIMETRÍA (Km)     | -        | -        | -        | -        | -        | -        |       |        |            |         |           |           | 0.00     |
|   | AEROMAGNETOMETRÍA / MAGNETOMETRÍA (Km) | -        | -        | -        | -        | -        | -        |       |        |            |         |           |           | 0.00     |
| POZOS PERFORADOS                                  | DESARROLLO                             | 3        | 3        | 2        | 2        | 9        | 8        |       |        |            |         |           |           | 27       |
|   | CONFIRMATORIO                          | -        | -        | -        | -        | -        | -        |       |        |            |         |           |           | 0        |
|   | EXPLORATORIO                           | -        | -        | -        | -        | -        | -        |       |        |            |         |           |           | 0        |
|   | TOTAL                                  | 3        | 3        | 2        | 2        | 9        | 8        |       |        |            |         |           |           | 27       |
| PRODUCCIÓN FISCALIZADA                            | HIDROCARBUROS LÍQUIDOS (MBPD)          | 118.28   | 112.75   | 125.08   | 121.76   | 121.52   | 122.89   |       |        |            |         |           |           | 120.49   |
|   | PETRÓLEO (MBPD)                        | 35.42    | 33.03    | 43.59    | 42.57    | 41.64    | 41.26    |       |        |            |         |           |           | 39.67    |
|   | CONDENSADO (MBPD)                      | -        | -        | -        | -        | -        | -        |       |        |            |         |           |           | -        |
|   | LGN (MBPD)                             | 82.86    | 79.72    | 81.49    | 79.19    | 79.88    | 81.63    |       |        |            |         |           |           | 80.81    |
|   | GAS NATURAL (MMPCD)                    | 1,468.52 | 1,379.08 | 1,451.98 | 1,369.35 | 1,385.42 | 1,607.49 |       |        |            |         |           |           | 1,444.22 |
| INVERSIÓN (MM US\$) (1)                           | EXPLORACIÓN                            | 0.17     | 0.25     | 0.48     | 0.10     | 0.22     |          |       |        |            |         |           |           | 1.22     |
|   | EXPLOTACIÓN                            | 26.09    | 20.80    | 23.43    | 20.61    | 24.69    |          |       |        |            |         |           |           | 115.62   |
|   | TOTAL                                  | 26.26    | 21.05    | 23.91    | 20.71    | 24.91    |          |       |        |            |         |           |           | 116.84   |
| INGRESO PARA EL ESTADO (MM US\$)(2)               | CONTRATO DE LICENCIA                   | 148.21   | 114.87   | 113.41   | 99.22    | 87.77    | 93.22    |       |        |            |         |           |           | 656.70   |
|   | CONTRATO DE SERVICIO                   | 2.37     | 2.21     | 2.25     | 2.26     | 2.23     | 2.12     |       |        |            |         |           |           | 13.44    |
|   | TOTAL                                  | 150.58   | 117.08   | 115.65   | 101.48   | 90.00    | 95.34    |       |        |            |         |           |           | 670.14   |
| DISTRIBUCIÓN DEL CANON Y SOBRECANON (MM SOLES)(3) | LORETO                                 | 9.90     | 6.88     | 20.68    | 22.48    | 17.20    |          |       |        |            |         |           |           | 77.13    |
|   | UCAYALI                                | 3.04     | 1.88     | 5.86     | 6.07     | 5.19     |          |       |        |            |         |           |           | 22.06    |
|   | PIURA                                  | 41.71    | 37.48    | 35.55    | 33.46    | 33.59    |          |       |        |            |         |           |           | 181.79   |
|   | TUMBES                                 | 10.44    | 9.38     | 8.90     | 8.38     | 8.41     |          |       |        |            |         |           |           | 45.51    |
|   | HUÁNUCO                                | 1.02     | 0.54     | 0.57     | 0.53     | 0.50     |          |       |        |            |         |           |           | 3.16     |
|   | CUSCO                                  | 254.37   | 172.19   | 176.19   | 145.17   | 126.41   |          |       |        |            |         |           |           | 874.32   |
| TOTAL   | 320.48                                 | 228.35   | 247.74   | 216.09   | 191.31   |          |          |       |        |            |         |           | 1,203.96  |          |

(1) Información de inversión se encuentra actualizada a mayo 2023.

(2) Información de Ingresos considera ajustes por recálculo de regalías.

(3) Información de canon y sobrecanon se encuentra actualizada a mayo 2023.

**2. ACTIVIDAD SÍSMICA**

**2.1 REGISTRO MENSUAL DE SÍSMICA A JUNIO 2023**

**REGISTRO MENSUAL DE SÍSMICA 2D**

| ZONA | OPERADOR | LOTE | ENE | FEB | MAR | ABR | MAY | JUN | JUL | AGO | SEP | OCT | NOV | DIC | TOTAL |
|------|----------|------|-----|-----|-----|-----|-----|-----|-----|-----|-----|-----|-----|-----|-------|
|      |          |      | -   | -   | -   | -   | -   | -   |     |     |     |     |     |     | 0.00  |

|  |  |  |   |   |   |   |   |   |  |  |  |  |  |  |             |
|--|--|--|---|---|---|---|---|---|--|--|--|--|--|--|-------------|
| <b>TOTAL REGISTRO DE SÍSMICA 2D (km)</b> |  |  | - | - | - | - | - | - |  |  |  |  |  |  | <b>0.00</b> |
|--|--|--|---|---|---|---|---|---|--|--|--|--|--|--|-------------|

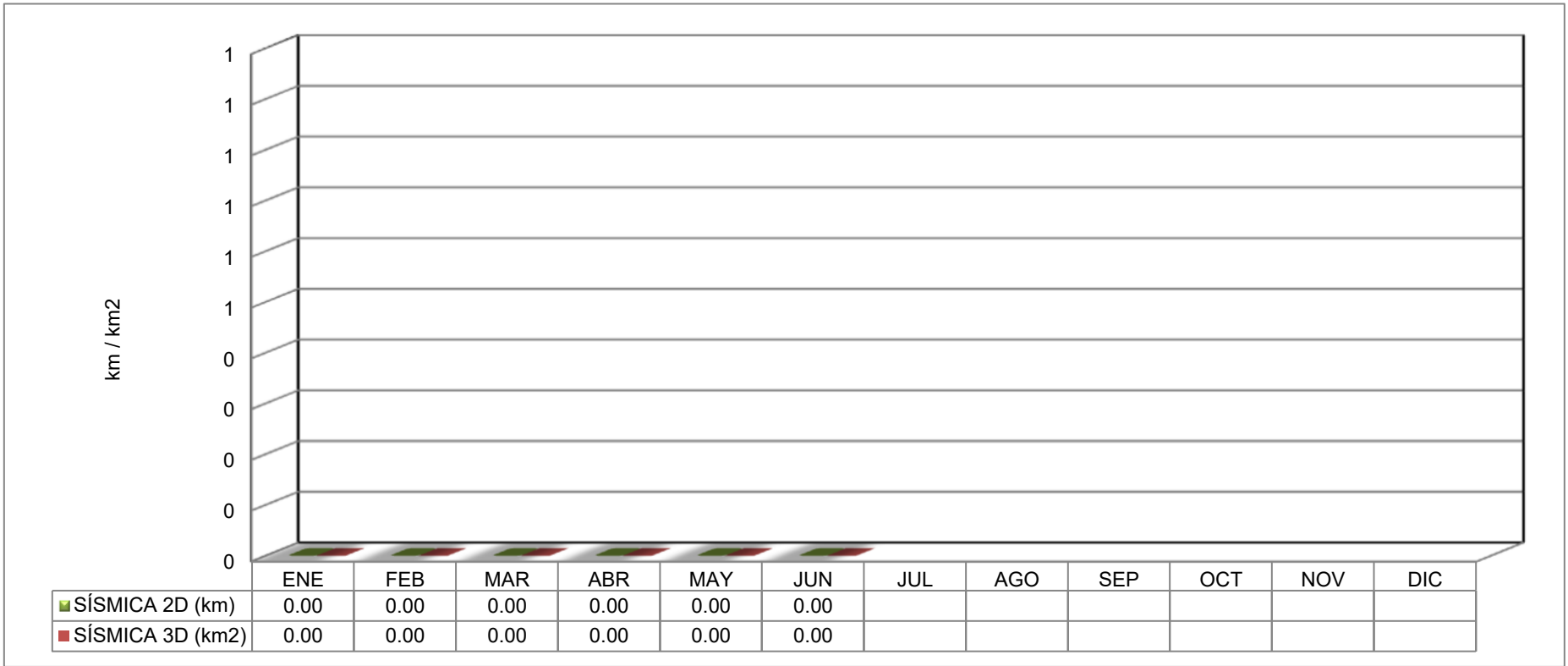
**REGISTRO MENSUAL DE SÍSMICA 3D**

| ZONA | OPERADOR | LOTE | ENE | FEB | MAR | ABR | MAY | JUN | JUL | AGO | SEP | OCT | NOV | DIC | TOTAL |
|------|----------|------|-----|-----|-----|-----|-----|-----|-----|-----|-----|-----|-----|-----|-------|
|      |          |      | -   | -   | -   | -   | -   | -   |     |     |     |     |     |     | 0.00  |

|   |  |  |   |   |   |   |   |   |  |  |  |  |  |  |             |
|---|--|--|---|---|---|---|---|---|--|--|--|--|--|--|-------------|
| <b>TOTAL REGISTRO DE SÍSMICA 3D (km2)</b> |  |  | - | - | - | - | - | - |  |  |  |  |  |  | <b>0.00</b> |
|---|--|--|---|---|---|---|---|---|--|--|--|--|--|--|-------------|

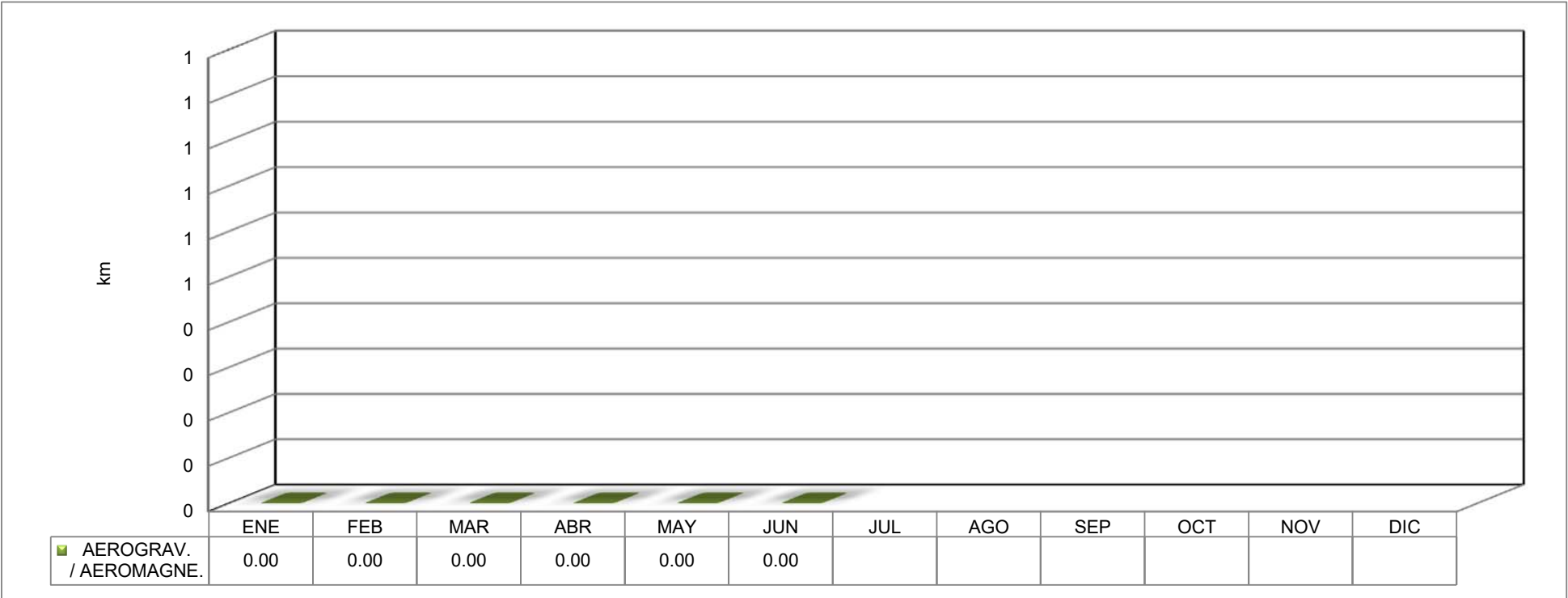
**2.1 REGISTRO MENSUAL DE SÍSMICA A JUNIO 2023**

**REGISTRO MENSUAL DE SÍSMICA 2D y 3D A JUNIO 2023**



2.2 REGISTRO MENSUAL DE GRAVIMETRÍA / MAGNETOMETRÍA A JUNIO 2023

REGISTRO MENSUAL DE GRAVIMETRÍA / MAGNETOMETRÍA A JUNIO 2023



| ZONA                                     | OPERADOR | LOTE | ENE | FEB | MAR | ABR | MAY | JUN | JUL | AGO | SEP | OCT | NOV | DIC | TOTAL       |
|--|----------|------|-----|-----|-----|-----|-----|-----|-----|-----|-----|-----|-----|-----|-------------|
|  |          |      | -   | -   | -   | -   | -   | -   |     |     |     |     |     |     | 0.00        |
| <b>TOTAL AEROGRAV. / AEROMAGNE. (KM)</b> |          |      | -   | -   | -   | -   | -   | -   |     |     |     |     |     |     | <b>0.00</b> |

**3. PERFORACIÓN DE POZOS****3.1 PERFORACIÓN DE POZOS - JUNIO 2023****PERFORACIÓN DE POZOS - JUNIO 2023**

| ZONA                   | OPERADOR | LOTE | EXPLORATORIOS | CONFIRMATORIOS | DESARROLLO | TOTAL |
|------------------------|----------|------|---------------|----------------|------------|-------|
| NOROESTE               | UNNA     | III  | -             | -              | 2          | 2     |
|                        | UNNA     | IV   | -             | -              | 5          | 5     |
|                        | OLYMPIC  | XIII | -             | -              | 1          | 1     |
| TOTAL                  |          |      | -             | -              | 8          | 8     |
| TOTAL POZOS PERFORADOS |          |      | -             | -              | 8          | 8     |

**3.2 PERFORACIÓN MENSUAL DE POZOS A JUNIO 2023**

**PERFORACIÓN MENSUAL DE POZOS A JUNIO 2023**

| ZONA                          | POZO            | ENE      | FEB      | MAR      | ABR      | MAY      | JUN      | JUL | AGO | SEP | OCT | NOV | DIC | TOTAL     |
|-------------------------------|-----------------|----------|----------|----------|----------|----------|----------|-----|-----|-----|-----|-----|-----|-----------|
| SELVA                         | DESARROLLO      | -        | -        | 1        | -        | 1        | -        |     |     |     |     |     |     | 2         |
|                               | CONFIRMATORIO   | -        | -        | -        | -        | -        | -        |     |     |     |     |     |     | -         |
|                               | EXPLORATORIO    | -        | -        | -        | -        | -        | -        |     |     |     |     |     |     | -         |
|                               | <b>SUBTOTAL</b> | <b>0</b> | <b>0</b> | <b>1</b> | <b>0</b> | <b>1</b> | <b>0</b> |     |     |     |     |     |     | <b>2</b>  |
| NOROESTE                      | DESARROLLO      | 3        | 3        | 1        | 2        | 8        | 8        |     |     |     |     |     |     | 25        |
|                               | CONFIRMATORIO   | -        | -        | -        | -        | -        | -        |     |     |     |     |     |     | -         |
|                               | EXPLORATORIO    | -        | -        | -        | -        | -        | -        |     |     |     |     |     |     | -         |
|                               | <b>SUBTOTAL</b> | <b>3</b> | <b>3</b> | <b>1</b> | <b>2</b> | <b>8</b> | <b>8</b> |     |     |     |     |     |     | <b>25</b> |
| ZÓCALO                        | DESARROLLO      | -        | -        | -        | -        | -        | -        |     |     |     |     |     |     | -         |
|                               | CONFIRMATORIO   | -        | -        | -        | -        | -        | -        |     |     |     |     |     |     | -         |
|                               | EXPLORATORIO    | -        | -        | -        | -        | -        | -        |     |     |     |     |     |     | -         |
|                               | <b>SUBTOTAL</b> | <b>0</b> | <b>0</b> | <b>0</b> | <b>0</b> | <b>0</b> | <b>0</b> |     |     |     |     |     |     | <b>0</b>  |
| <b>TOTAL POZOS PERFORADOS</b> |                 | <b>3</b> | <b>3</b> | <b>2</b> | <b>2</b> | <b>9</b> | <b>8</b> |     |     |     |     |     |     | <b>27</b> |



#### 4. PRODUCCIÓN

##### 4.1 PRODUCCIÓN FISCALIZADA DE HIDROCARBUROS LÍQUIDOS - JUNIO 2023

### PRODUCCIÓN FISCALIZADA DE HIDROCARBUROS LÍQUIDOS - JUNIO 2023

#### PETRÓLEO

| ZONA                  | OPERADOR           | LOTE   | MENSUAL (BLS)    | DIARIO (BPD)  | DISTRIBUCIÓN (%) |
|-----------------------|--------------------|--------|------------------|---------------|------------------|
| SELVA NORTE           | PETROPERÚ          | 192    | 0                | 0             | 0.0              |
|                       | PETROTAL           | 95     | 508,869          | 16,962        | 13.8             |
|                       | PERENCO            | 67     | 0                | 0             | 0.0              |
|                       | <b>SUBTOTAL</b>    |        | <b>508,869</b>   | <b>16,962</b> | <b>13.8</b>      |
| SELVA CENTRAL         | CEPSA              | 131    | 28,214           | 940           | 0.8              |
| <b>SUBTOTAL</b>       |                    |        | <b>28,214</b>    | <b>940</b>    | <b>0.8</b>       |
| NOROESTE              | PETROPERÚ          | I(T)   | 14,702           | 490           | 0.4              |
|                       | PETROMONT          | II     | 10,382           | 346           | 0.3              |
|                       | UNNA               | III.   | 38,019           | 1,267         | 1.0              |
|                       |                    | IV.    | 74,909           | 2,497         | 2.0              |
|                       | UNNA               | V      | 2,397            | 80            | 0.1              |
|                       | SAPET              | VII/VI | 84,034           | 2,801         | 2.3              |
|                       | UNIPETRO ABC       | IX.    | 4,439            | 148           | 0.1              |
|                       | CNPC               | X      | 291,655          | 9,722         | 7.9              |
|                       | OLYMPIC            | XIII   | 36,927           | 1,231         | 1.0              |
|                       | PETROMONT          | XV     | 790              | 26            | 0.0              |
| PETROMONT             | XX                 | 294    | 10               | 0.0           |                  |
| <b>SUBTOTAL</b>       |                    |        | <b>558,548</b>   | <b>18,618</b> | <b>15.1</b>      |
| ZÓCALO                | SAVIA              | Z-2B   | 142,317          | 4,744         | 3.9              |
|                       | SAVIA              | Z-6    | 0                | 0             | 0.0              |
|                       | FRONTERA OFF SHORE | Z-1    | 0                | 0             | 0.0              |
| <b>SUBTOTAL</b>       |                    |        | <b>142,317</b>   | <b>4,744</b>  | <b>3.9</b>       |
| <b>TOTAL PETRÓLEO</b> |                    |        | <b>1,237,948</b> | <b>41,264</b> | <b>33.6</b>      |

#### LÍQUIDOS DE GAS NATURAL

| ZONA                                 | OPERADOR   | LOTE | MENSUAL (BLS)    | DIARIO (BPD)   | DISTRIBUCIÓN (%) |
|--------------------------------------|------------|------|------------------|----------------|------------------|
| SELVA CENTRAL                        | AGUAYTIA   | 31-C | 6,987            | 233            | 0.2              |
| <b>SUBTOTAL</b>                      |            |      | <b>6,987</b>     | <b>233</b>     | <b>0.2</b>       |
| SELVA SUR                            | PLUSPETROL | 88   | 1,577,320        | 52,577         | 42.8             |
|                                      | PLUSPETROL | 56   | 446,092          | 14,870         | 12.1             |
|                                      | REPSOL     | 57   | 402,771          | 13,426         | 10.9             |
| <b>SUBTOTAL</b>                      |            |      | <b>2,426,183</b> | <b>80,873</b>  | <b>65.8</b>      |
| ZÓCALO                               | SAVIA      | Z-2B | 15,710           | 524            | 0.4              |
| <b>SUBTOTAL</b>                      |            |      | <b>15,710</b>    | <b>524</b>     | <b>0.4</b>       |
| <b>TOTAL LÍQUIDOS DE GAS NATURAL</b> |            |      | <b>2,448,880</b> | <b>81,630</b>  | <b>66.4</b>      |
| <b>TOTAL HIDROCARBUROS LÍQUIDOS</b>  |            |      | <b>3,686,828</b> | <b>122,894</b> | <b>100.0</b>     |

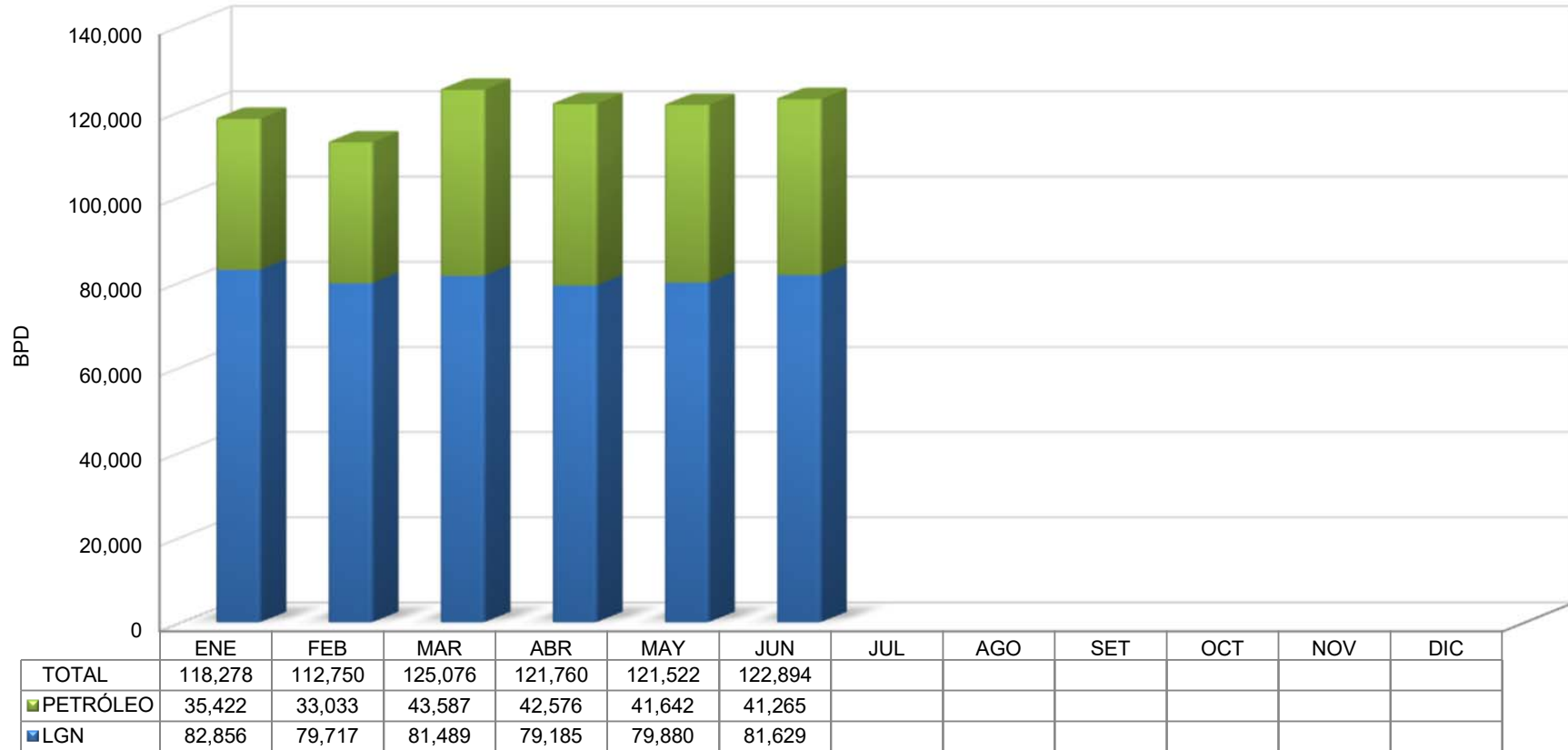
4.2. PRODUCCIÓN FISCALIZADA MENSUAL DE HIDROCARBUROS LÍQUIDOS A JUNIO 2023

PRODUCCIÓN FISCALIZADA MENSUAL DE HIDROCARBUROS LÍQUIDOS A JUNIO 2023

| ZONA                                 | OPERADOR           | LOTE   | ENERO            | FEBRERO          | MARZO            | ABRIL            | MAYO             | JUNIO            | JULIO | AGOSTO | SEPTIEMBRE | OCTUBRE | NOVIEMBRE | DICIEMBRE | TOTAL             |
|--------------------------------------|--------------------|--------|------------------|------------------|------------------|------------------|------------------|------------------|-------|--------|------------|---------|-----------|-----------|-------------------|
| <b>PETRÓLEO (BLS)</b>                |                    |        |                  |                  |                  |                  |                  |                  |       |        |            |         |           |           |                   |
| SELVA NORTE                          | PETOPERÚ           | 192    | -                | -                | -                | -                | -                | -                |       |        |            |         |           |           | 0                 |
|                                      | PETOTAL            | 95     | 263,135          | 204,128          | 635,485          | 635,473          | 568,886          | 508,869          |       |        |            |         |           |           | 2,815,976         |
|                                      | PERENCO            | 67     | 20,029           | -                | -                | -                | -                | -                |       |        |            |         |           |           | 20,029            |
| SELVA CENTRAL                        | CEPSA              | 131    | 25,146           | 13,429           | 15,618           | 13,453           | 14,879           | 28,214           |       |        |            |         |           |           | 110,739           |
| NOROESTE                             | PETOPERÚ           | I(T)   | 15,434           | 14,004           | 12,621           | 9,735            | 15,409           | 14,702           |       |        |            |         |           |           | 81,905            |
|                                      | PETROMONT          | II     | 10,899           | 9,210            | 9,236            | 7,109            | 10,732           | 10,382           |       |        |            |         |           |           | 57,568            |
|                                      | UNNA               | III.   | 45,009           | 41,462           | 37,834           | 39,068           | 35,009           | 38,019           |       |        |            |         |           |           | 236,401           |
|                                      |                    | IV.    | 82,627           | 71,006           | 63,844           | 56,287           | 77,249           | 74,909           |       |        |            |         |           |           | 425,922           |
|                                      | UNNA               | V      | 3,095            | 2,776            | 2,698            | 2,020            | 2,878            | 2,397            |       |        |            |         |           |           | 15,864            |
|                                      | SAPET              | VII/VI | 98,972           | 86,597           | 79,542           | 58,503           | 85,782           | 84,034           |       |        |            |         |           |           | 493,430           |
|                                      | UNIPETRO ABC       | IX.    | 5,106            | 4,348            | 3,550            | 4,805            | 4,207            | 4,439            |       |        |            |         |           |           | 26,455            |
|                                      | CNPC               | X      | 338,782          | 301,214          | 300,579          | 270,252          | 289,472          | 291,655          |       |        |            |         |           |           | 1,791,954         |
|                                      | OLYMPIC            | XIII   | 46,293           | 39,906           | 46,274           | 42,652           | 39,960           | 36,927           |       |        |            |         |           |           | 252,012           |
|                                      | PETROMONT          | XV     | 804              | 722              | 667              | 682              | 777              | 790              |       |        |            |         |           |           | 4,442             |
| PETROMONT                            | XX                 | 303    | 279              | 201              | 279              | 332              | 294              |                  |       |        |            |         |           | 1,688     |                   |
| ZÓCALO                               | SAVIA              | Z-2B   | 142,438          | 135,855          | 143,043          | 136,954          | 145,335          | 142,317          |       |        |            |         |           |           | 845,942           |
|                                      | SAVIA              | Z-6    | -                | -                | -                | -                | -                | -                |       |        |            |         |           |           | 0                 |
|                                      | FRONTERA OFF SHORE | Z-1    | -                | -                | -                | -                | -                | -                |       |        |            |         |           |           | 0                 |
| <b>TOTAL</b>                         |                    |        | <b>1,098,072</b> | <b>924,936</b>   | <b>1,351,192</b> | <b>1,277,272</b> | <b>1,290,907</b> | <b>1,237,948</b> |       |        |            |         |           |           | <b>7,180,327</b>  |
| TOTAL PETRÓLEO (BPD)                 |                    |        | 35,422           | 33,033           | 43,587           | 42,576           | 41,642           | 41,265           |       |        |            |         |           |           | 39,670            |
| <b>LÍQUIDOS DE GAS NATURAL (BLS)</b> |                    |        |                  |                  |                  |                  |                  |                  |       |        |            |         |           |           |                   |
| ZÓCALO                               | SAVIA              | Z-2B   | 15,380           | 14,086           | 16,353           | 15,241           | 16,475           | 15,710           |       |        |            |         |           |           | 93,245            |
| SELVA CENTRAL                        | AGUAYTIA           | 31-C   | 5,660            | 4,002            | 5,719            | 4,406            | 4,491            | 6,987            |       |        |            |         |           |           | 31,265            |
| SELVA SUR                            | PLUSPETROL         | 88     | 1,642,982        | 1,443,978        | 1,595,992        | 1,493,633        | 1,631,961        | 1,577,320        |       |        |            |         |           |           | 9,385,866         |
|                                      | PLUSPETROL         | 56     | 452,505          | 427,561          | 492,289          | 465,622          | 471,008          | 446,092          |       |        |            |         |           |           | 2,755,077         |
|                                      | REPSOL             | 57     | 452,020          | 342,436          | 415,799          | 396,640          | 352,351          | 402,771          |       |        |            |         |           |           | 2,362,017         |
| <b>TOTAL</b>                         |                    |        | <b>2,568,547</b> | <b>2,232,063</b> | <b>2,526,152</b> | <b>2,375,542</b> | <b>2,476,286</b> | <b>2,448,880</b> |       |        |            |         |           |           | <b>14,627,470</b> |
| TOTAL LÍQUIDOS DE GAS NATURAL (BPD)  |                    |        | 82,856           | 79,717           | 81,489           | 79,185           | 79,880           | 81,629           |       |        |            |         |           |           | 80,815            |
| <b>TOTAL</b>                         |                    |        | <b>3,666,619</b> | <b>3,156,999</b> | <b>3,877,344</b> | <b>3,652,814</b> | <b>3,767,193</b> | <b>3,686,828</b> |       |        |            |         |           |           | <b>21,807,797</b> |
| TOTAL HIDROCARBUROS LÍQUIDOS (BPD)   |                    |        | 118,278          | 112,750          | 125,076          | 121,760          | 121,522          | 122,894          |       |        |            |         |           |           | 120,485           |

4.2 PRODUCCIÓN FISCALIZADA MENSUAL DE HIDROCARBUROS LÍQUIDOS A JUNIO 2023

PRODUCCIÓN FISCALIZADA MENSUAL DE HIDROCARBUROS LÍQUIDOS A JUNIO 2023



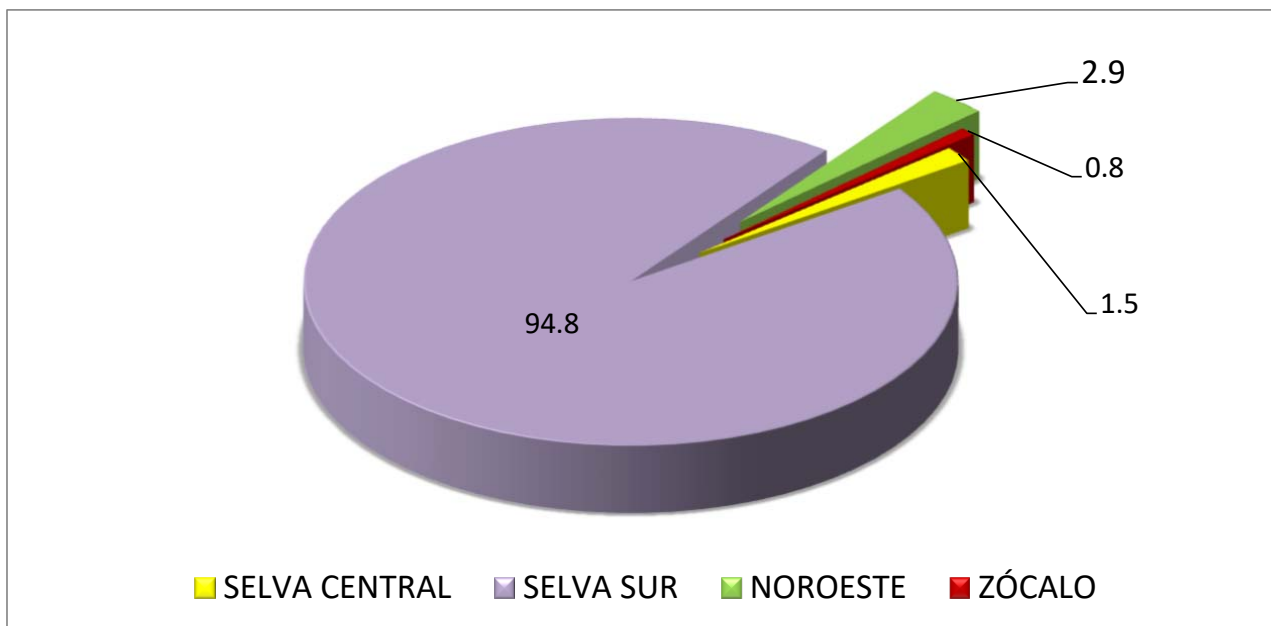
LGN: Líquidos de Gas Natural

**4.3 PRODUCCIÓN FISCALIZADA DE GAS NATURAL - JUNIO 2023**

**PRODUCCIÓN FISCALIZADA DE GAS NATURAL - JUNIO 2023**

| ZONA              | OPERADOR   | LOTE   | TOTAL (MPC) | DIARIO (MPCD) | DISTRIBUCIÓN (%) |
|-------------------|------------|--------|-------------|---------------|------------------|
| SELVA CENTRAL     | AGUAYTIA   | 31-C   | 729,731     | 24,324        | 1.5              |
|                   | SUBTOTAL   |        | 729,731     | 24,324        | 1.5              |
| SELVA SUR         | PLUSPETROL | 88     | 29,368,674  | 978,956       | 60.9             |
|                   | PLUSPETROL | 56     | 9,978,729   | 332,624       | 20.7             |
|                   | REPSOL     | 57     | 6,358,060   | 211,935       | 13.2             |
| SUBTOTAL          |            |        | 45,705,462  | 1,523,515     | 94.8             |
| NOROESTE          | PETROPERÚ  | I(T)   | 83,750      | 2,792         | 0.2              |
|                   | PETROMONT  | II     | 52,409      | 1,747         | 0.1              |
|                   | SAPET      | VII/VI | 88,430      | 2,948         | 0.2              |
|                   | UNNA       | IV     | 86,518      | 2,884         | 0.2              |
|                   | CNPC       | X      | 415,631     | 13,854        | 0.8              |
|                   | OLYMPIC    | XIII   | 700,461     | 23,349        | 1.4              |
| SUBTOTAL          |            |        | 1,427,199   | 47,574        | 2.9              |
| ZÓCALO            | SAVIA      | Z-2B   | 362,327     | 12,078        | 0.8              |
| SUBTOTAL          |            |        | 362,327     | 12,078        | 0.8              |
| TOTAL GAS NATURAL |            |        | 48,224,719  | 1,607,491     | 100.0            |

**DISTRIBUCIÓN POR ZONAS GEOGRÁFICAS (%)**

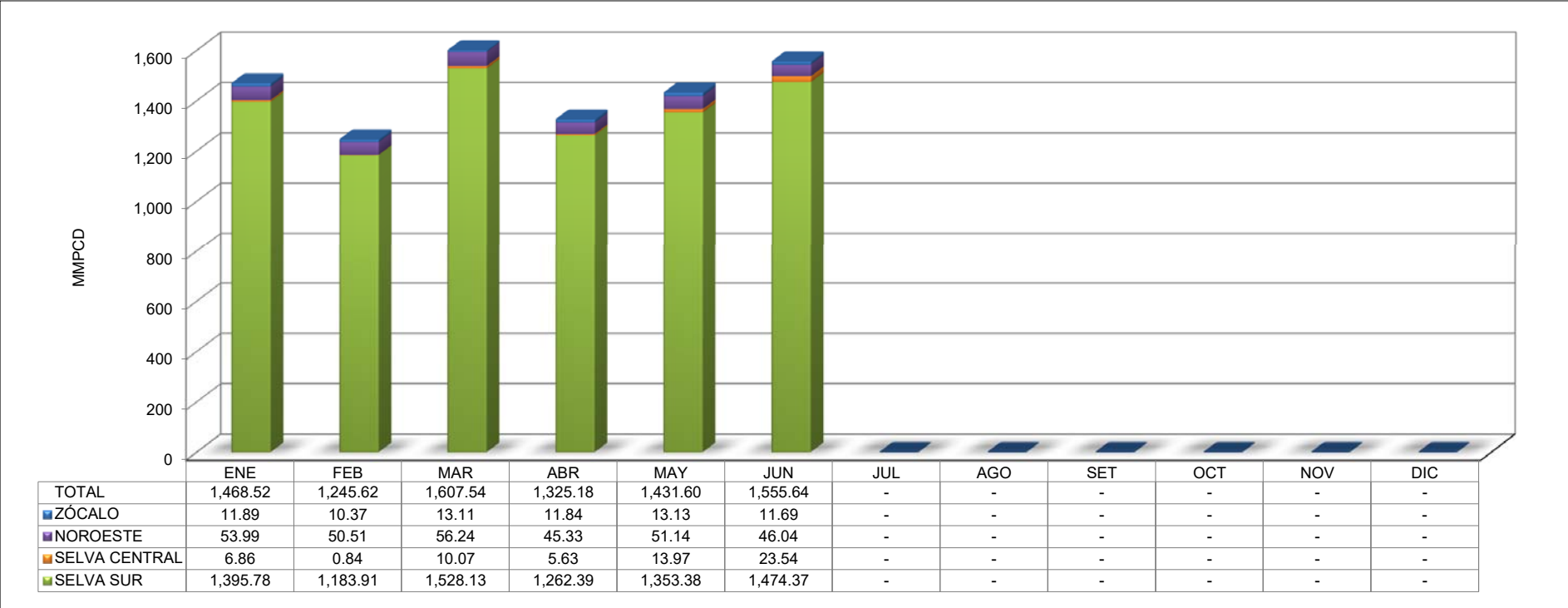


4.4 PRODUCCIÓN FISCALIZADA MENSUAL DE GAS NATURAL A JUNIO 2023

| PRODUCCIÓN FISCALIZADA MENSUAL DE GAS NATURAL A JUNIO 2023 |            |           |            |            |            |            |            |            |       |        |            |         |           |           |             |
|--|------------|-----------|------------|------------|------------|------------|------------|------------|-------|--------|------------|---------|-----------|-----------|-------------|
| (MPC)  |            |           |            |            |            |            |            |            |       |        |            |         |           |           |             |
| ZONA   | OPERADOR   | LOTE      | ENERO      | FEBRERO    | MARZO      | ABRIL      | MAYO       | JUNIO      | JULIO | AGOSTO | SEPTIEMBRE | OCTUBRE | NOVIEMBRE | DICIEMBRE | TOTAL       |
| SELVA CENTRAL  | AGUAYTIA   | 31-C      | 212,624    | 25,949     | 281,968    | 174,404    | 418,950    | 729,731    |       |        |            |         |           |           | 1,843,625   |
|  | SUBTOTAL   |           | 212,624    | 25,949     | 281,968    | 174,404    | 418,950    | 729,731    |       |        |            |         |           |           |             |
| SELVA SUR  | PLUSPETROL | 88        | 25,136,531 | 20,367,075 | 24,485,864 | 21,980,922 | 25,365,775 | 29,368,674 |       |        |            |         |           |           | 146,704,841 |
|  | PLUSPETROL | 56        | 11,267,883 | 11,277,880 | 12,027,768 | 11,145,083 | 9,650,256  | 9,978,729  |       |        |            |         |           |           | 65,347,598  |
|  | REPSOL     | 57        | 6,864,876  | 5,056,171  | 6,273,957  | 6,008,070  | 5,585,251  | 6,358,060  |       |        |            |         |           |           | 36,146,385  |
|  | SUBTOTAL   |           | 43,269,291 | 36,701,125 | 42,787,588 | 39,134,075 | 40,601,282 | 45,705,462 |       |        |            |         |           |           |             |
| NOROESTE   | PETROPERÚ  | I(T)      | 88,974     | 81,571     | 77,884     | 72,274     | 79,616     | 83,750     |       |        |            |         |           |           | 484,069     |
|  | PETROMONT  | II        | 69,880     | 66,704     | 54,258     | 58,355     | 54,094     | 52,409     |       |        |            |         |           |           | 355,699     |
|  | SAPET      | VII/VI    | 66,230     | 68,076     | 94,261     | 83,130     | 83,778     | 88,430     |       |        |            |         |           |           | 483,905     |
|  | UNNA       | IV        | 97,806     | 80,981     | 84,946     | 78,727     | 83,578     | 86,518     |       |        |            |         |           |           | 512,556     |
|  | CNPC       | X         | 452,929    | 418,302    | 419,725    | 416,893    | 432,713    | 415,631    |       |        |            |         |           |           | 2,556,193   |
|  | OLYMPIC    | XIII      | 897,883    | 850,216    | 843,585    | 695,815    | 800,298    | 700,461    |       |        |            |         |           |           | 4,788,258   |
| SUBTOTAL   |            | 1,673,701 | 1,565,851  | 1,574,659  | 1,405,194  | 1,534,076  | 1,427,199  |            |       |        |            |         |           |           | 9,180,680   |
| ZÓCALO   | SAVIA      | Z-2B      | 368,558    | 321,394    | 366,997    | 367,001    | 393,780    | 362,327    |       |        |            |         |           |           | 2,180,057   |
| SUBTOTAL   |            | 368,558   | 321,394    | 366,997    | 367,001    | 393,780    | 362,327    |            |       |        |            |         |           |           | 2,180,057   |
| TOTAL  |            |           | 45,524,173 | 38,614,319 | 45,011,213 | 41,080,674 | 42,948,088 | 48,224,719 |       |        |            |         |           |           | 261,403,186 |
| TOTAL GAS NATURAL (MMPCD)                                  |            |           | 1,468.52   | 1,379.08   | 1,451.97   | 1,369.36   | 1,385.42   | 1,607.49   |       |        |            |         |           |           | 1,444.22    |

4.4 PRODUCCIÓN FISCALIZADA MENSUAL DE GAS NATURAL A JUNIO 2023

PRODUCCIÓN FISCALIZADA MENSUAL DE GAS NATURAL A JUNIO 2023



**5. CONTRATOS VIGENTES**

**5.1 CONTRATOS EN FASE DE EXPLOTACIÓN**

**CONTRATOS EN FASE DE EXPLOTACIÓN AL 30.06.2023**

| ZONA          | LOTE   | OPERADOR           | FECHA DE SUSCRIPCIÓN | FECHA DE TÉRMINO | ÁREA (ha)            | MODALIDAD DE CONTRATO |
|---------------|--------|--------------------|----------------------|------------------|----------------------|-----------------------|
| SELVA NORTE   | 39     | PERENCO            | 09-Set-99            | 01-Feb-44        | 79,164.497           | LICENCIA              |
|               | 64     | PETROPERÚ          | 07-Dic-95            | 14-Jun-39        | 761,501.001          | LICENCIA              |
|               | 67     | PERENCO            | 13-Dic-95            | 15-Dic-34        | 101,931.686          | LICENCIA              |
|               | 95     | PETROTAL           | 07-Abr-05            | 30-Nov-41        | 345,281.667          | LICENCIA              |
|               | 192    | PETROPERU          | 28-Feb-23            | 24-Oct-53 (*)    | 512,347.241          | LICENCIA              |
| SELVA CENTRAL | 31-C   | AGUAYTIA           | 30-Mar-94            | 29-Mar-24        | 16,630.000           | LICENCIA              |
|               | 131    | CEPSA              | 21-Nov-07            | 18-Ene-38        | 15,483.733           | LICENCIA              |
| SELVA SUR     | 56     | PLUSPETROL         | 07-Set-04            | 06-Set-44        | 58,500.000           | LICENCIA              |
|               | 88     | PLUSPETROL         | 09-Dic-00            | 08-Dic-40        | 82,803.521           | LICENCIA              |
|               | 57     | REPSOL             | 27-Ene-04            | 26-Ene-44        | 28,028.750           | LICENCIA              |
|               | 58     | CNPC               | 12-Jul-05            | 08-Set-45        | 340,133.717          | LICENCIA              |
| NOROESTE      | I(T)   | PETROPERÚ          | 25-Dic-21            | 21-Oct-23 (**)   | 6,915.302            | LICENCIA              |
|               | II     | PETROMONT          | 05-Ene-96            | 04-Ene-26        | 7,691.420            | LICENCIA              |
|               | III    | UNNA               | 31-Mar-15            | 04-Abr-45        | 35,799.305           | LICENCIA              |
|               | IV     | UNNA               | 31-Mar-15            | 04-Abr-45        | 29,521.990           | LICENCIA              |
|               | V      | UNNA               | 08-Oct-93            | 05-Oct-23        | 9,026.032            | SERVICIOS             |
|               | VII/VI | SAPET              | 22-Oct-93            | 21-Oct-23        | 32,434.113           | LICENCIA              |
|               | IX.    | UNIPETRO ABC       | 16-Jun-15            | 16-Jun-45        | 2,754.133            | LICENCIA              |
|               | X      | CNPC               | 20-May-94            | 19-May-24        | 46,952.342           | LICENCIA              |
|               | XIII   | OLYMPIC            | 30-May-96            | 29-May-36        | 273,357.845          | LICENCIA              |
|               | XV     | PETROMONT          | 26-May-98            | 25-May-28        | 9,498.904            | LICENCIA              |
|               | XX     | PETROMONT          | 19-Ene-06            | 18-Ene-36        | 6,124.207            | LICENCIA              |
| ZÓCALO        | Z-2B   | SAVIA              | 16-Nov-93            | 15-Nov-23        | 130,315.659          | OPERACIONES           |
|               | Z-1    | FRONTERA OFF SHORE | 30-Nov-01            | 28-Ene-32        | 25,294.597           | LICENCIA              |
|               | Z-6    | SAVIA              | 20-Mar-02            | 19-Mar-32        | 528,116.614          | LICENCIA              |
| <b>TOTAL</b>  |        | <b>25</b>          |                      |                  | <b>3,485,608.276</b> |                       |

(\*) Fecha de término tentativa, computada a partir de los 240 días de suscrito el Contrato, la cual será confirmada por las partes en concordancia con el Contrato.

(\*\*) De acuerdo a Contrato, hasta la fecha de terminación del Contrato de Licencia para la Explotación de Hidrocarburos del Lote VII/VI, o la fecha efectiva de un nuevo contrato para la explotación de Hidrocarburos que incluya el Área de Contrato, lo que suceda último.

**5.2 CONTRATOS EN FASE DE EXPLORACIÓN****CONTRATOS EN FASE DE EXPLORACIÓN AL 30.06.2023**

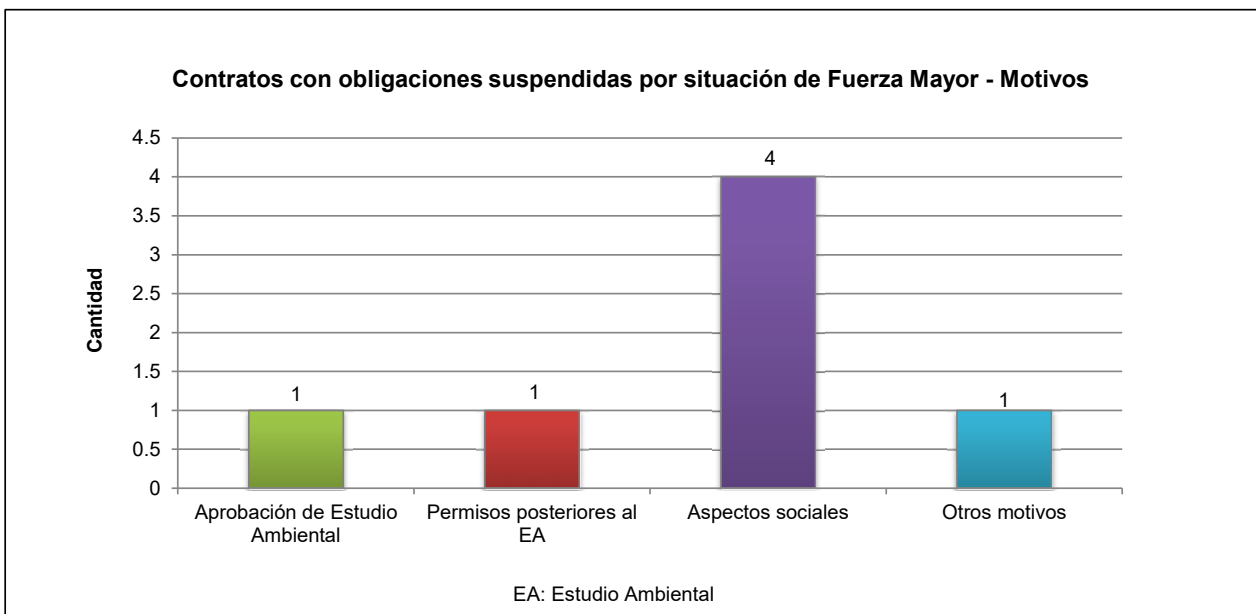
| ZONA                 | LOTE  | OPERADOR         | ÁREA (ha)            | MODALIDAD DE CONTRATO |
|----------------------|-------|------------------|----------------------|-----------------------|
| <b>SELVA CENTRAL</b> | 107   | PETROLIFERA      | 252,232.329          | LICENCIA              |
| <b>NOROESTE</b>      | XXIII | UPLAND OIL & GAS | 93,198.956           | LICENCIA              |
|                      | XXVII | PETRO BAYOVAR    | 49,821.139           | LICENCIA              |
| <b>ZÓCALO</b>        | Z-61  | ANADARKO         | 680,519.430          | LICENCIA              |
|                      | Z-62  | ANADARKO         | 656,356.153          | LICENCIA              |
|                      | Z-63  | ANADARKO         | 548,049.976          | LICENCIA              |
| <b>TOTAL</b>         |       | <b>6</b>         | <b>2,280,177.983</b> |                       |



**5.3 CONTRATOS CON OBLIGACIONES SUSPENDIDAS POR SITUACIÓN DE FUERZA MAYOR**

**CONTRATOS CON OBLIGACIONES SUSPENDIDAS POR SITUACIÓN DE FUERZA MAYOR AL 30.06.2023**

| Nº | OPERADOR              | LOTE  | MOTIVO                                    |
|----|-----------------------|-------|---|
| 1  | SAVIA                 | Z-6   | Aspectos sociales                         |
| 2  | PETROLERA MONTEERRICO | II    | Permisos posteriores al Estudio Ambiental |
| 3  | PETRO BAYOVAR         | XXVII | Aspectos sociales                         |
| 4  | PERENCO               | 39    | Aspectos sociales                         |
| 5  | PERENCO               | 67    | Aspectos sociales                         |
| 6  | PETROPERÚ             | 64    | Otros motivos                             |
| 7  | AGUAYTIA ENERGY       | 31-C  | Aprobación de Estudio Ambiental           |



**6. CONTRATOS TERMINADOS**

**6.1 CONTRATOS TERMINADOS**

**CONTRATOS TERMINADOS AL 30.06.2023**

| ZONA         | LOTE | OPERADOR | FASE | FECHA DE SUSCRIPCIÓN | ÚLTIMO DÍA DE VIGENCIA |
|--------------|------|----------|------|----------------------|------------------------|
|              |      |          |      |                      |                        |
| <b>TOTAL</b> |      |          |      | <b>0</b>             |                        |

7. CONVENIOS VIGENTES

7.1 CONVENIOS DE EVALUACIÓN TÉCNICA

CONVENIOS DE EVALUACIÓN TÉCNICA (CET) AL 30.06.2023

| ZONA | TIPO | ÁREA | COMPAÑÍA | EXTENSIÓN (ha) | CUENCA | FECHA DE SUSCRIPCIÓN | ÚLTIMO DÍA DE VIGENCIA |
|------|------|------|----------|----------------|--------|----------------------|------------------------|
|      |      |      |          |                |        |                      |                        |
|      |      |      |          |                |        |                      |                        |

8. CONVENIOS TERMINADOS

8.1 CONVENIOS DE EVALUACIÓN TÉCNICA

CONVENIOS DE EVALUACIÓN TÉCNICA (CET) TERMINADOS AL 30.06.2023

| ZONA  | TIPO | ÁREA | COMPAÑÍA | EXTENSIÓN (ha) | CUENCA | FECHA DE SUSCRIPCIÓN | ÚLTIMO DÍA DE VIGENCIA |
|-------|------|------|----------|----------------|--------|----------------------|------------------------|
|       |      |      |          |                |        |                      |                        |
| TOTAL |      |      | 0        | 0.000          |        |                      |                        |